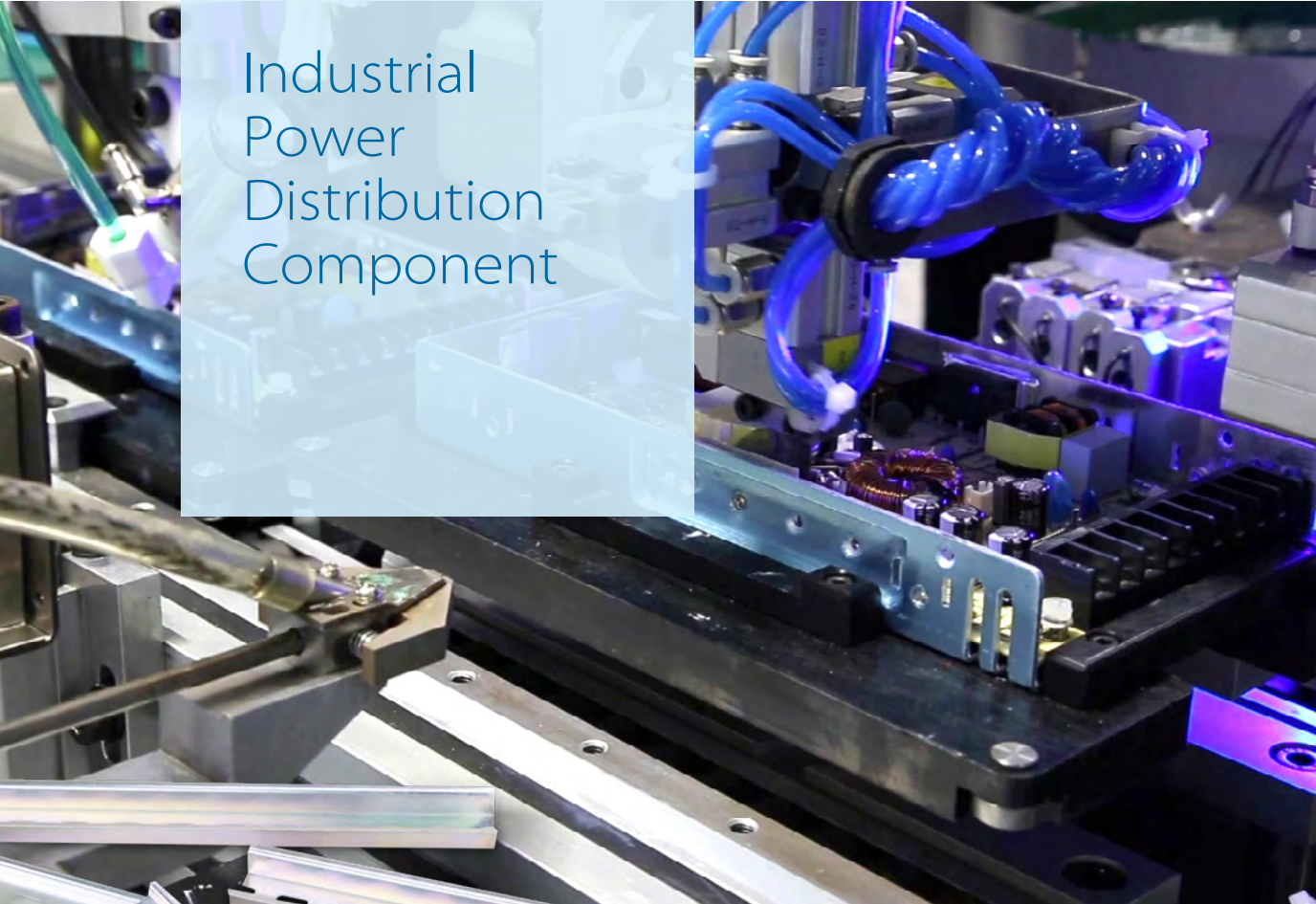


Industrial Power Distribution Component



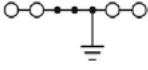



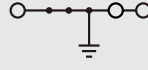


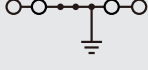





Features

- Space-saving design / Front connection
- Vibration-proof anti-loosening wire connection with pre-stressed spring clamp
- Easy to operate, fast wiring installation with top wire entry
- Corrosion-proof terminal points
- Easy mounting and dismounting from the terminal rail
- Low contact resistance
- Easy for the extension of terminal connection
- Easy handling and safe connection
- Connecting without tools is easy and time-saving
- Colored platens ensure safety connections and operations

Single Layer DIN Rail Terminal Blocks

Part No.	Photo	Insertion Hole (mm ²)	Connection Type	Color	Safety
DPT1.5		1.5		Dark Gray	CE
DPT1.5GN		1.5		Green	CE
DPT1.5-PE		1.5		Green Mixed Yellow	CE
DPT1.5/3		1.5		Dark Gray	CE
DPT1.5/3GN		1.5		Green	CE
DPT1.5/3-PE		1.5		Green Mixed Yellow	CE
DPT-1.5/4		1.5		Dark Gray	CE
DPT1.5/4GN		1.5		Green	CE
DPT1.5/4-PE		1.5		Green Mixed Yellow	CE

Part No.	Photo	Insertion Hole (mm ²)	Connection Type	Color	Safety
DPT2.5		2		Dark Green	CE 
DPT2.5GN				Green	CE 
DPT2.5-PE		2.5		Green Mixed Yellow	CE 
DPT2.5/3					
DPT2.5/3GN				Green	CE 
DPT2.5/3-PE		2.5		Green Mixed Yellow	CE 
DPT2.5/4					
DPT2.5/4GN				Green	CE 
DPT2.5/4-PE		2.5		Green Mixed Yellow	CE 
DPT4		4		Dark Gray	CE 
DPT4GN					
DPT4-PE		4		Green Mixed Yellow	CE 
DPT4/3					
DPT4/3GN				Green	CE 
DPT4/3-PE		4		Green Mixed Yellow	CE 
DPT4/4					
DPT4/4GN				Green	CE 

Part No.	Photo	Insertion Hole (mm ²)	Connection Type	Color	Safety
DPT4/4-PE		4		Green Mixed Yellow	CE 
DPT6		6		Dark Gray	CE 
DPT6GN				Green	CE 
DPT6-PE		6		Green Mixed Yellow	CE 
DPT6/3		6		Dark Gray	CE 
DPT6/3GN				Green	CE 
DPT6/3-PE		6		Green Mixed Yellow	CE 
DPT6/4		6		Dark Gray	CE 
DPT6/4GN				Green	CE 
DPT6/4-PE		6		Green Mixed Yellow	CE 
DPT10		10		Dark Gray	CE 
DPT10GN				Green	CE 
DPT10-PE		10		Green Mixed Yellow	CE 
DPT10/3		10		Green	CE 

Part No.	Photo	Insertion Hole (mm ²)	Connection Type	Color	Safety
DPT10/3GN		10		Green	CE 
DPT10/3-PE		10		Green Mixed Yellow	CE 
DPTN16		16		Dark Gray	CE 
DPTN16GN				Green	CE 
DPTN16-PE		16		Green Mixed Yellow	CE 
DPTN16/3		16		Dark Gray	CE 
DPTN16/3GN				Green	CE 
DPTN16/3-PE		16		Green Mixed Yellow	CE 